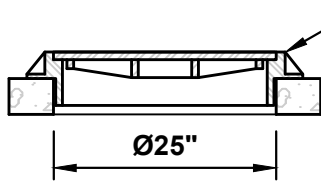
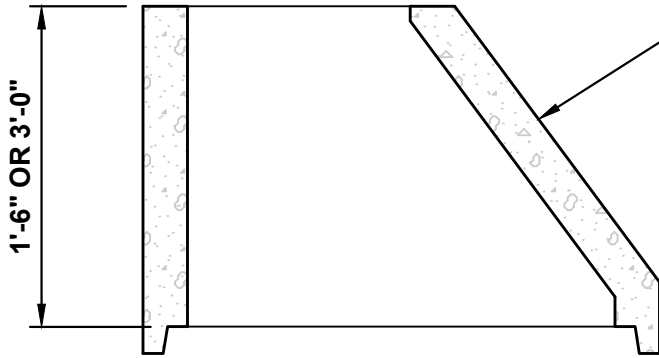


Ø48" DRYWELL - WITH ECCENTRIC CONE



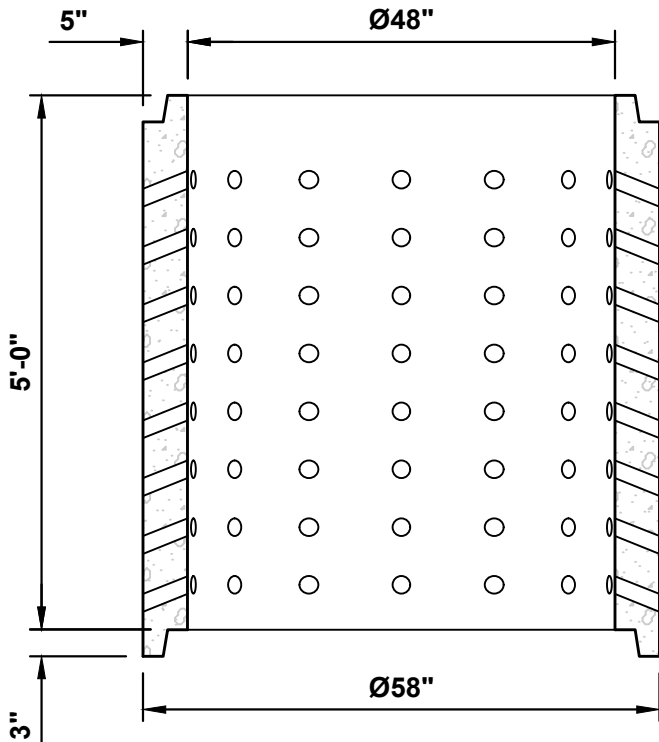
CAST IRON FRAMES AND COVERS ARE AVAILABLE IN SUBURBAN 3" HEIGHT AND STANDARD 7" HEIGHT (SUBURBAN 3" HEIGHT SHOWN)



3'-0" ECCENTRIC CONE
WEIGHT 2,565LBS

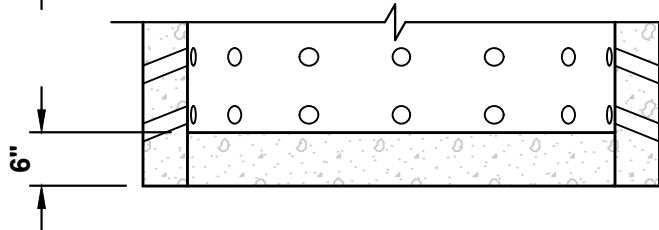
1'-6" ECCENTRIC CONE
WEIGHT 1,300LBS

CITY OF PORTLAND DRYWELL IS MANUFACTURED WITH PERFORATIONS ANGLED UPWARD OUTSIDE



CLARK COUNTY DRYWELL IS MANUFACTURED WITH (4) 6"Ø DRAINAGE HOLES IN THE BASE SLAB

5'-0" DRYWELL SECTION PERFORATED WITH (14) COLUMNS OF 2 3/8"Ø HOLES, (8) HOLES IN EACH COLUMN (112 TOTAL) WEIGHT 4,205LBS



5'-0" DRYWELL BASE
WEIGHT 5,270LBS

NOTES:

1. MANHOLE ASSEMBLY CONFORMS TO ASTM-C478.
2. HOLES CORED TO ORDER.
3. WEIGHTS LISTED ARE APPROXIMATE.
4. GRADE RINGS AVAILABLE AS NEEDED.