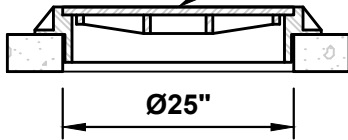


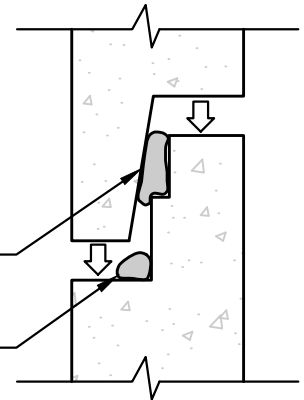
Ø48" MANHOLE - WITH FLAT TOP

CAST IRON FRAMES AND COVERS ARE AVAILABLE IN SUBURBAN 3" HEIGHT AND STANDARD 7" HEIGHT (SUBURBAN 3" HEIGHT SHOWN)



OPTIONAL GASKET

MASTIC



JOINT DETAIL

STANDARD JOINT SEALANT IS MASTIC. RUBBER GASKET IS OPTIONAL.

48"x25" FLAT TOP
WEIGHT 1,640LBS

Ø48" MANHOLE SECTION

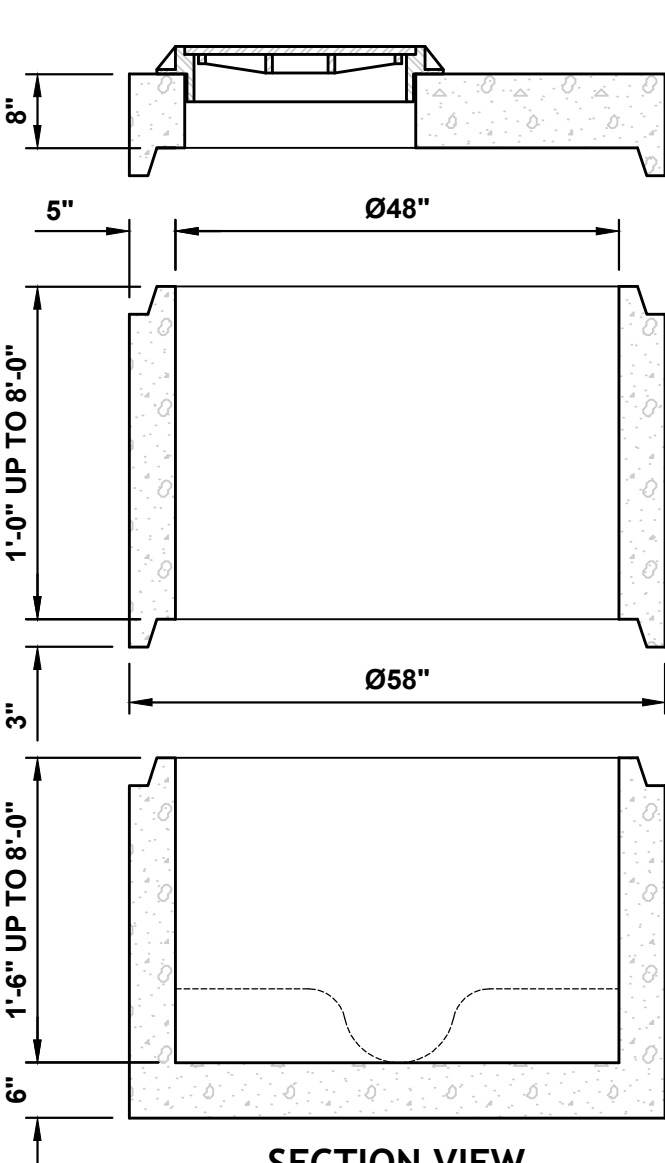
- 1'-0" (885LBS)
- 2'-0" (1,770LBS)
- 3'-0" (2,655LBS)
- 4'-0" (3,540LBS)
- 5'-0" (4,425LBS)
- 6'-0" (5,310LBS)
- 7'-0" (6,195LBS)

Ø48" MANHOLE MONO BASE
(PRECHANNEL OPTIONAL)

- 1'-6" (2,765LBS)
- 2'-0" (3,205LBS)
- 3'-0" (4,090LBS)
- 4'-0" (4,935LBS)
- 5'-0" (5,710LBS)
- 6'-0" (6,595LBS)
- 7'-0" (7,480LBS)
- 8'-0" (8,365LBS)

NOTES:

1. MANHOLE ASSEMBLY CONFORMS TO ASTM-C478.
2. ALL MANHOLE JOINTS SEALED WITH MASTIC OR RUBBER GASKET.
3. WEIGHTS LISTED ARE APPROXIMATE.
4. GRADE RINGS AVAILABLE AS NEEDED.



SECTION VIEW