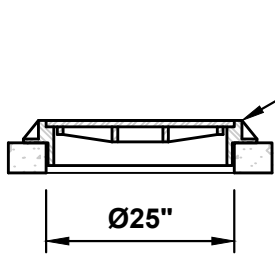


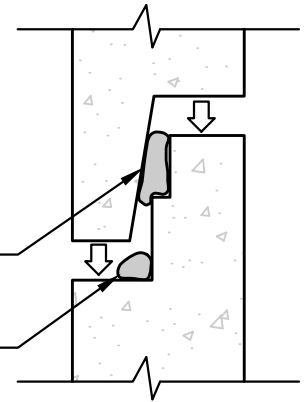
Ø60" MANHOLE - WITH FLAT TOP



CAST IRON FRAMES AND COVERS ARE AVAILABLE IN SUBURBAN 3" HEIGHT AND STANDARD 7" HEIGHT (SUBURBAN 3" HEIGHT SHOWN)

OPTIONAL GASKET

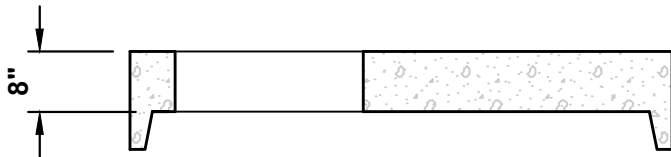
MASTIC



JOINT DETAIL

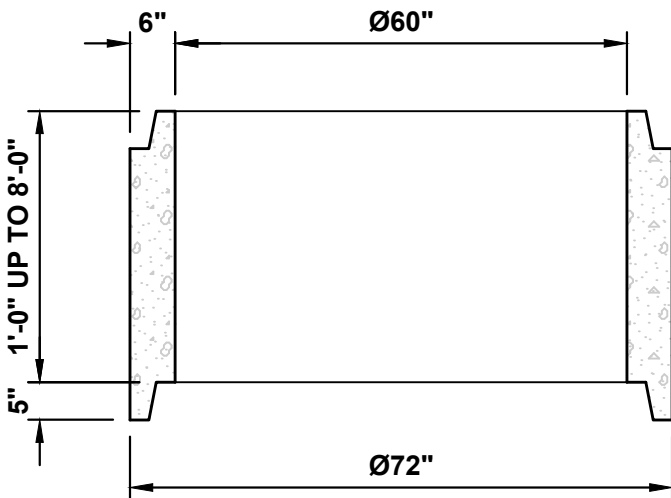
STANDARD JOINT SEALANT IS MASTIC. RUBBER GASKET IS OPTIONAL.

60"x25" FLAT TOP
WEIGHT 2,615LBS



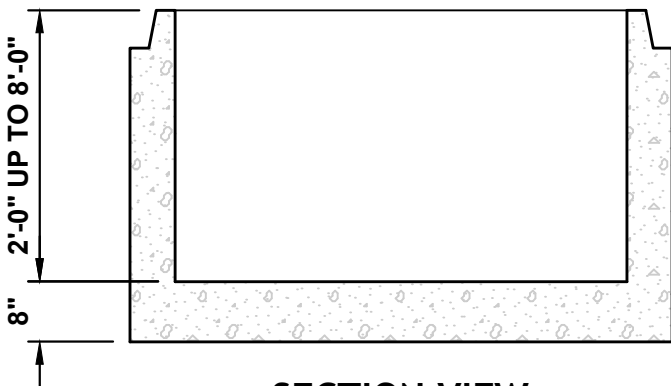
Ø60" MANHOLE SECTION

- 1'-0" (3,125LBS)
- 2'-0" (2,645LBS)
- 3'-0" (3,965LBS)
- 4'-0" (5,290LBS)
- 5'-0" (6,610LBS)
- 6'-0" (7,930LBS)
- 7'-0" (9,255LBS)



Ø60" MANHOLE BASE

- 2'-0" (5,130LBS)
- 3'-0" (6,455LBS)
- 4'-0" (7,775LBS)
- 5'-0" (9,095LBS)
- 6'-0" (10,420LBS)
- 7'-0" (11,740LBS)
- 8'-0" (13,060LBS)



SECTION VIEW

NOTES:

1. MANHOLE ASSEMBLY CONFORMS TO ASTM-C478.
2. ALL MANHOLE JOINTS SEALED WITH MASTIC OR RUBBER GASKET.
3. WEIGHTS LISTED ARE APPROXIMATE.
4. GRADE RINGS AVAILABLE AS NEEDED.